

Impact on Foodservice Packaging Recovery

AUTHORITATIVE RESEARCH

FPI's extensive research and collaborations have enabled the industry to clarify and quantify the opportunities to recover more foodservice packaging.

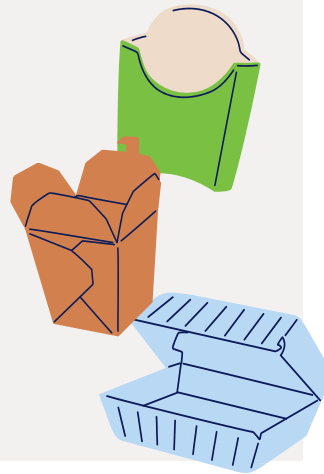
MRF Survey: 70% MRFs accept pizza boxes; 50% accept rigid plastic cups or takeout containers

MRF Flow Studies: Identified best opportunities to capture foodservice packaging

National Resident Survey: Identified clearest messaging; informed toolkit design

Bale Studies: Determined how much foodservice packaging arises in bales

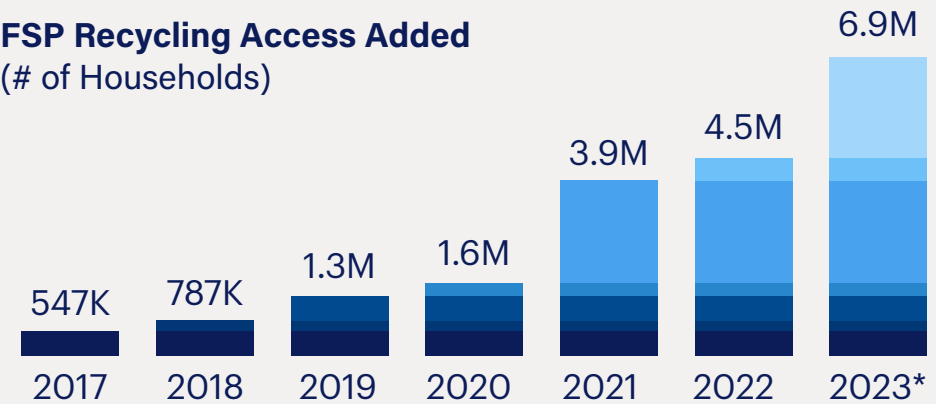
Food Residue Study: Found little to no difference between foodservice packaging versus other commonly recycled food packaging



GROWING RECYCLING ACCESS

FPI works with communities and MRFs to add foodservice packaging to recycling programs.

FSP Recycling Access Added (# of Households)



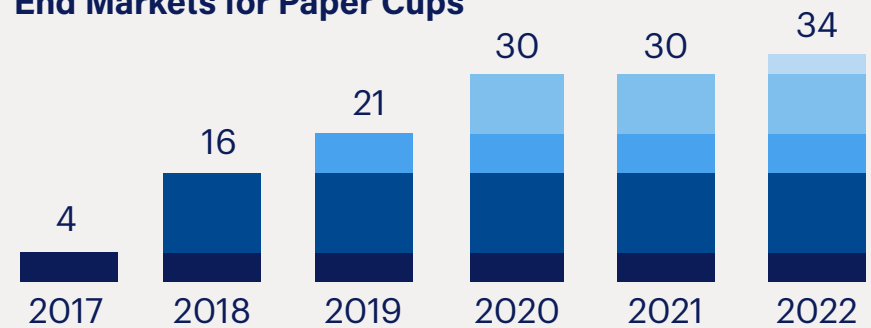
IMPACT
Foodservice packaging can be recycled by **6.9 MILLION ADDITIONAL HOUSEHOLDS**

*Jan-June 2023

END MARKET DEVELOPMENT

FPI engages with stakeholders to expand end markets for recovered foodservice packaging materials.


End Markets for Paper Cups



IMPACT
Paper cups are now accepted by mills representing over **75% OF U.S. & CANADIAN MIXED PAPER DEMAND**

SHARING RESOURCES

Resident education toolkit, best practices, case studies, and other resources are available on www.RecycleFSP.org



IMPACT
100s OF COMMUNITIES impacted by FPI supported resident education campaigns

INFLUENCE & LEAD

From published articles to expert quotes to research references, FPI is at the center of FSP recovery discussions.

- GreenBiz
- Packaging World
- Plastics Today
- Recycling Product News
- Recycling Today
- Resource Recycling
- Sustainable Packaging Coalition
- Waste Dive
- Waste Management World
- Waste360

